


SERGE SPAN

METAL WALLS & CEILINGS

www.anutone.com/metals.htm

CUBIX
LINEAR
LANCE
WAVE
AERO
CURV
PLATZ



SERGE SPAN

Metal Finishes

Anutone's Serge division, one of the biggest, presents a very wide range of metal finishing solutions for ceilings and walls. A delightful design proposition to the project ecosystem, it is a one-stop, single-source turnkey solution of finished panels that is divided into two broad categories on an overall visual basis

Span (non-grid)

- Cubix open-cell
- Linear strip
- Lance
- Wave baffles
- Aero baffles
- Curvgrid
- Platz large-format
- Specials



Grid

- Astral clip-in
- Astral lay-in
- Planx hook-on
- Planx beamhook
- Norma beamgrid
- Xpand wiremesh



What is more the above products are offered with matching suspension systems, perimeter trims, float options, bandrasters and bulkheads.

This brochure is for Serge Span systems. Please ask Anutone rep for the brochure on Serge Grid systems.

Solutions Approach

Anutone provides engineering solutions to projects that encounter complex and challenging situations such as junctions to glazing, mullions, spandrels, partitions or integration with

- airconditioning
- lighting
- loudspeakers
- data cabling
- security systems
- life safety plumbing



White Ceilings

The largest application is as white ceilings and Anutone is the only company in the region to offer you a variety of surface finishes for white modular ceilings and these do not include mineral fibre!

For the same space a single suspension system, say Anutone Skelet Uno can sport

- Metals - Astral
- Vinyls - Matvin
- Textures - Subtex
- Plasters - Belgravia
- Foams - Whiteline
- Naturals - MatSolo

so that the ceiling performance is optimised or enhanced to functional and aesthetic requirements.

Quieter Interiors

Added advantage is Anutone's proven expertise in acoustics which means you can expect Serge metal ceilings to provide quieter interiors that bring tranquil comfort to the space user. Anutone possesses state-of-the-art acoustic instrumentation to conduct pre and post-install tests that validate the design with performance results at the project sites. Anutone also suggests the services of a professional acoustical consultant.



Key Attributes

Serge metal ceilings provide a monolithic or grid appearance and allow for different architectural designs with or without gaps at the panel joints. Most Serge metal ceilings can be independently demounted, and, therefore provide easy access to the plenum.

Serge metal ceilings are available in different

- materials including alloys
- dimensions and thicknesses
- plain and perforations
- integration of services
- surface coatings or precoated
- colours - RAL or NCS



including screen or thermal printing of custom brands and themes.

Applications

Serge metal solutions for ceilings and walls find use in architectural spaces that require a very robust, durable surface finish and easy to maintain like

- offices
- mechanical rooms
- hospitals
- production plants
- transport terminals - airports, railway stations, subways

Literature

Anutone publishes a phenomenal amount of literature every year. Launched at Soundz in April 2010 the Anutone Binder includes - edesign volume1, Applications Guide, QuickGuide, Technical Guide, Company & References Guide, Design Revue DVD etc. Ask an Anutone rep for more details.

Serge Cubix Regular

Serge, Anutone's metal ceiling division, expands Cubix into a marvellous full-range series. Cubix Regular is the normal, continuous, open-cell ceiling with three systems - Cubix C, Cubix S and Cubix T.

Equally exciting is the Cubix Special series which is innovative, unique designs for the open-cell ceilings and the variants include Cubix Uni, Cubix Para, Cubix Duo and Cubix Delta.

The Cubix Series is both decorative and functional, providing an open plenum atmosphere with interesting visual cues. All variants offer options of cell size, track heights and widths. The system consists of roll-formed aluminium U-shaped profiles forming a suspension grid in which similar U-shaped profiles are placed to result in a criss-cross pattern.

Usual design guidelines include painting the plenum and all mechanical equipment a dull black for the best results in visual delight.

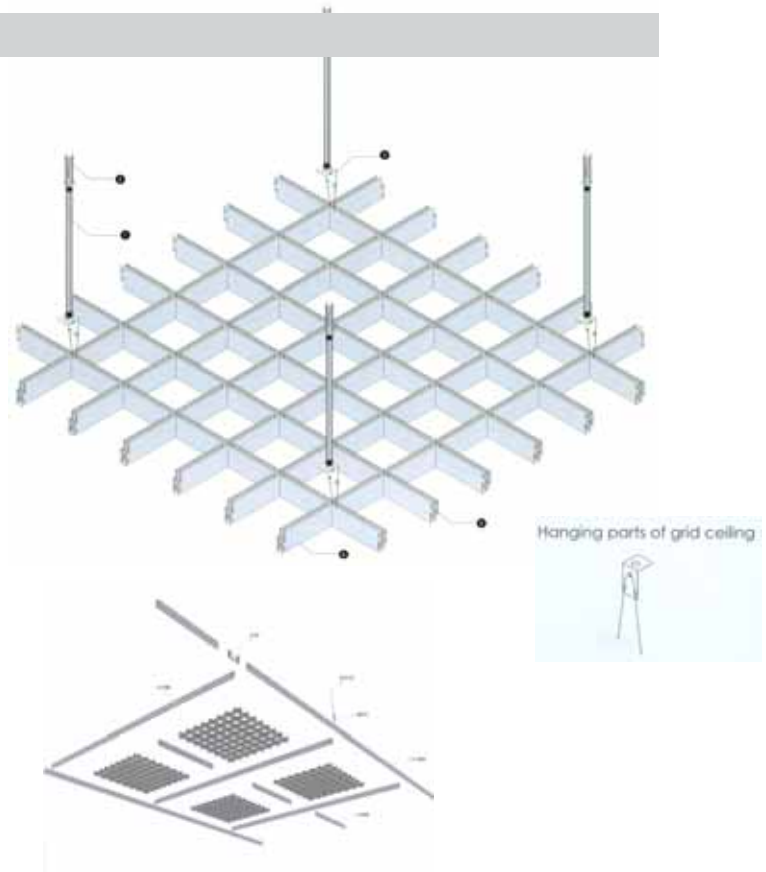
Anutone's Serge division also offers Cubix with acoustic fleece and Synth overlays if acoustical functionality is desired. If this hampers plenum access then Anutone offers Strand Ebony acoustic ceilings at the roof slab level for an optimal mix of functionality, accessibility and open-plenum looks.



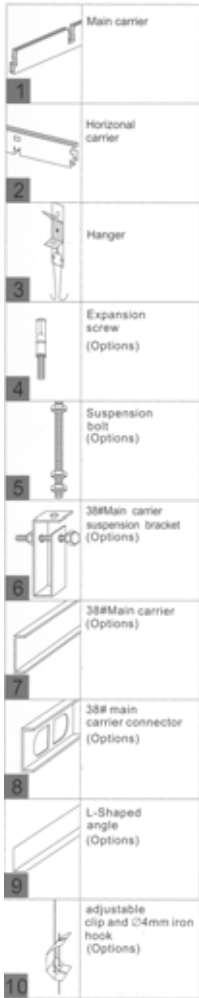
Cubix C

Cubix C consists of main tracks of 1800mm and cross tracks of 1200mm and 600mm which results in a skeleton of 600x600mm. This is then filled with more tracks as per cell size desired to result in a continuous-looking ceiling.

Variants	Width	Height
Cell size	mm	mm
50 x 50	10, 15	40, 50
100x100		
150x150		
200x200		
Thickness	0.4mm	

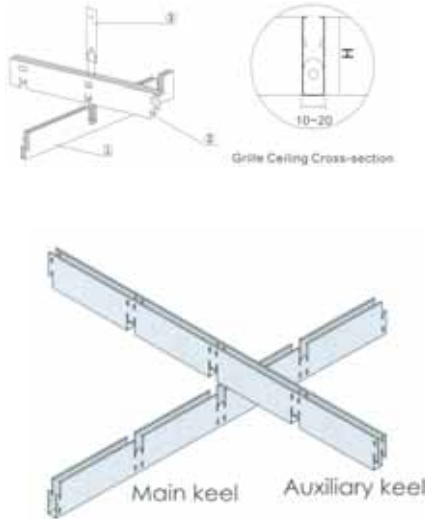


Cubix S



Cubix S consists of continuous 2m tracks and hence results in a 2x2m module at site which is then filled with same tracks as per cell size to result in a finished ceiling.

Variants	Width	Height
Cell size	mm	mm
50x50	10, 20	40, 50
100x100		
150x150		
200x200		
Thickness	0.4mm	



Cubix T

Cubix T consists of built-up modules of 600x600mm and required cell size that is placed on Skelet Trellis grids. Though this forms a continuous pattern, the Skelet Trellis is visible. This is also slightly more expensive due to the additional cost of Skelet Trellis but very convenient to install and access the plenum since the built-up modules act as lay-in tiles.

Variants	Width	Height
Cell size	mm	mm
50 x 50	10, 15	40, 50
100x100		
150x150		
200x200		
Thickness	0.4mm	



Serge Cubix Special

Anutone is the only company in the region to have such an exhaustive range of Cubix open-cell ceilings.

Cubix Special series consists of innovative, unique designs for open-cell ceilings and the variants include Cubix Uni, Cubix Para, Cubix Duo and Cubix Delta.


Cubix Regular is the normal, continuous, open-cell ceiling with three systems - Cubix C, Cubix S and Cubix T as showcased on the previous pages.

Cubix Special are very premium, very exclusive and need considerable pre-planning for special projects.

Cubix Uni

Cubix Uni is the most unique in the open-cell series as it consists of a single I-shaped track and not a U-shaped or V-shaped track.

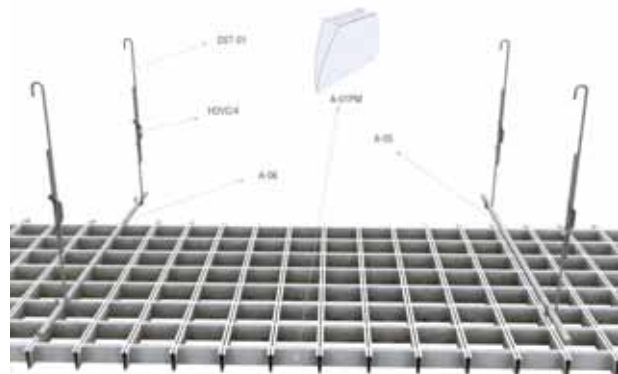

Variants	Width	Height
Cell size	mm	mm
25 x 25	0.5	25
50 x 50	0.8	50
75 x 75	0.8	50
100 x 100	0.8	50
Perfs - Aquila, Cassia, Nebula		



Cubix Para

Cubix Para is another unique system in the open-cell series. It consists of a V-shaped track and not a U-shaped.

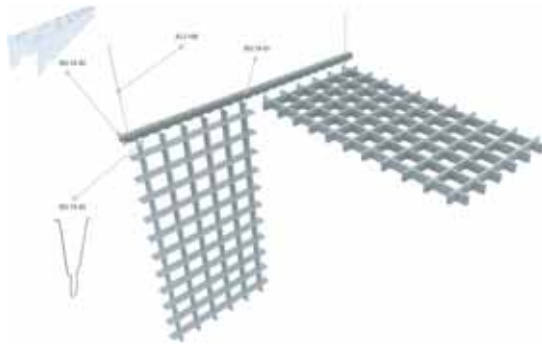

Variants	Width	Height
Cell size	mm	mm
50 x 50	~	30
75 x 75	~	30
100 x 100	~	100
150 x 150	~	100
200 x 200	~	100
Perfs - Aquila, Cassia, Nebula		



Cubix Duo

Cubix Duo is also known as Cubix Inverse as it is Cubix but with inverted tracks and Duo as it is dual-tone in colour. This gives rise to a totally different and exciting look, very unique in the world of Cubix open-cell ceilings.

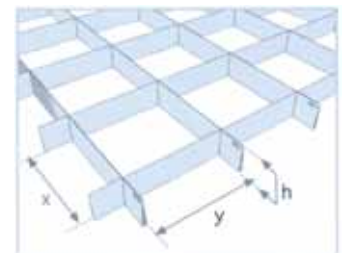
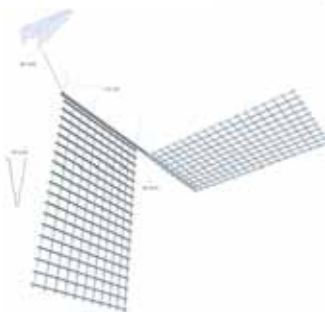

Variants	Width	Height
Cell size	mm	mm
100 x 100	15	40
150x150		
Perfs - Aquila, Cassia, Nebula		



Cubix Delta

Cubix Delta is similar to Cubix Para but the essential difference is the track. It is an inverted V. To that extent it is somewhat similar to

Variants	Width	Height
Cell size	mm	mm
50 x 50	0~4	30
75 x 75	0~4	30
100 x 100	0~4	30
Perfs - Aquila, Cassia, Nebula		



Serge Linear Strip

Serge Linear strip ceilings ensure dramatic visuals to spaces where they are installed. Do you want to make an architectural space look longer, wider, taller or do you just want to cover the plenum and reduce room volume with a ceiling that is durable, light reflective, easy to integrate and maintain?

Serge Linear represent a simple but elegant system that is easy to demount and access the plenum. It consists of linear modular panels horizontally clipped to a concealed suspension system.

Anutone offers 3 standard variants in multiple width options (other variants are available on request)

- Linear A - with square edges and grooves
 - Linear R - with square edges butt jointed
 - Linear C - with bevelled edges and natural grooves
- in three four distinctive surface patterns
- Aquila - unperf
 - Magela - 1.8mm perf
 - Nebula - 2.5mm perf
 - Columba - 3mm perf

Perf patterns are backed with black acoustical fleece. For additional sound absorption Synth PF is available. Lengths - 2,950m or 5900m.

Serge Linear strip ceiling is used in petrol bunks, subways, metro stations, airports, bus and rail terminals, exhibition halls, lobbies, canopies etc

Serge Linear is supplied with surface protect film in 5-ply cartons and A-chain hardware in bundles.

Serge Linear is available in aluminium

- AA3003 (standard)
- AA5005

with surface finish



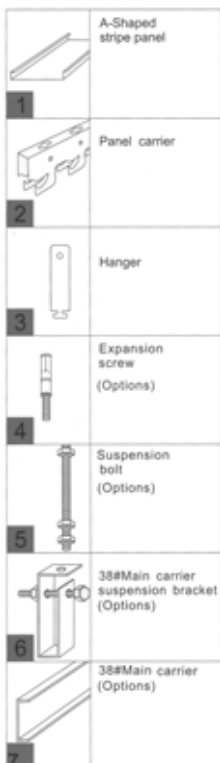
- polycoating
 - coil-precoating
- and the following colours

- RAL 9010 off-white (standard)
- RAL 9003 ivory
- RAL 9006 silver
- RAL 9016 white

Also available in special materials

- Galvanised steel
 - Stainless steel
- and special coatings
- PVDF
 - High-gloss mirror

Linear A

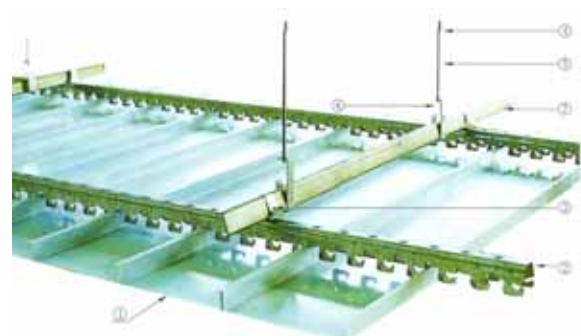


Variants	Width mm	Thickness mm
• 100A	100	0.5, 0.6
• 150A	150	0.5, 0.6
• 200A	200	0.6
• 300A	300	0.7


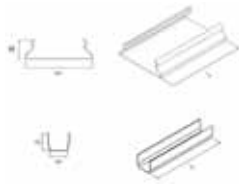
Edge - square; 30mm height

Suspension

- A-chain
Suspension carrier 20x30mm and bracket
- B-chain
Anchor bolts, suspension rods, level clips, L-angle



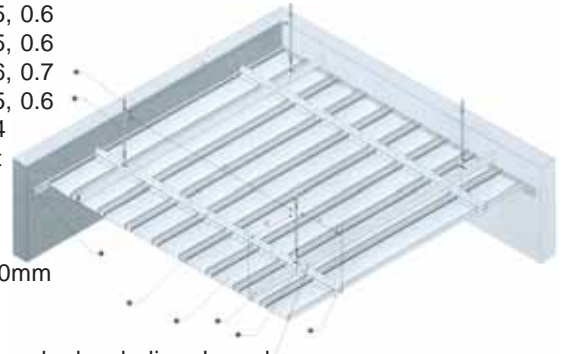
Linear R




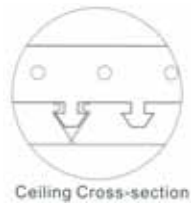
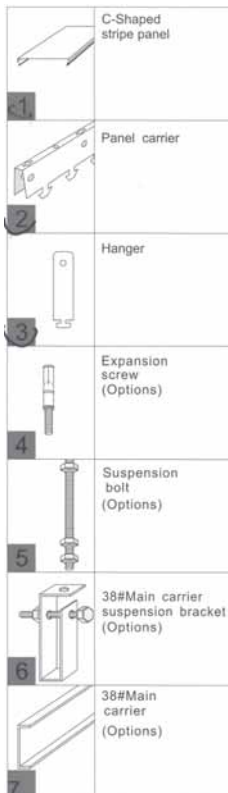
Variants	Width mm	Thickness mm
• 125R	125	0.5, 0.6
	125+25	0.5, 0.6
• 175R	175	0.6, 0.7
	175+25	0.5, 0.6
Accessory 25F	25	0.4
Edge - square;		18mm height

Suspension

- A-chain
Suspension carrier 20x30mm
Suspension bracket
- B-chain
Anchor bolts, suspension rods, level clips, L-angle



Linear C



Variants	Width mm	Thickness mm
• 100C	100	0.5, 0.6
• 150C	150	0.5, 0.6
• 200C	200	0.6
• 300C	300	0.7

Edge - square; Height - all 15mm except 300C which is 30mm height

Suspension

- A-chain
Suspension carrier 20x30mm
Suspension bracket
- B-chain
Anchor bolts, suspension rods, level clips, L-angle



Serge Wave Baffles

Serge Wave baffle ceilings are open plenum systems, lightweight and floating, that provide visual boundaries to spaces where they are installed. Do you want to make a drab architectural space look interesting or do you just want to cover the plenum and light fixtures with a ceiling that is durable, economical, easy to install and maintain? Serge Wave represents a very simple but elegant system that is shows through the plenum. It consists of linear modular panels vertically clipped to a suspension system that visuall reduce space height but not volume.

Anutone offers 3 standard variants in multiple height options (other variants are available on request)

- Wave V - with a distinctive V-notch in the centre
- Wave A - fairly straight profile with a A-hook
- Wave T - with a T-fold at the bottom

in Aquila unperf surface finish

Lengths - 2,950m or 5900m.

Serge Wave is used in all kinds of public spaces - subways, metro stations, airports, bus and rail terminals, exhibition halls and in corridors, lobbies etc.

All services like airconditioning, lighting, sprinklers, smoke detectors, data cabling, wifi antennae, loudspeakers, security systems are installed in the plenum above the Serge Wave ceiling without losing functionality. Integration with ceiling is not required!

Serge Wave is available in aluminium

- AA3003 (standard)
 - AA5005
- with surface finish
- polycoating
 - coil-precoating
- and the following colours
- RAL 9010 off-white
 - RAL 9003 ivory
 - RAL 9006 silver
 - RAL 9016 white



Also available in special materials

- Galvanised steel
 - Stainless steel
- and special coatings
- PVDF
 - High-gloss mirror

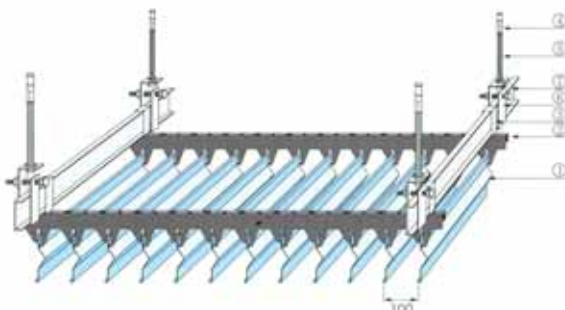
Serge Wave is supplied with surface protect film in 5-ply cartons and A-chain hardware in bundles.

Wave V


Variants	Height mm	Thickness mm
• 125V	125	0.6, 0.7, 0.8
• 150A	150	0.6, 0.7, 0.8
• 200A	200	0.6, 0.7, 0.8

Suspension

- A-chain
Suspension carrier 20x30mm and bracket
- B-chain
Anchor bolts, suspension rods, level clips, L-angle



Serge Wave V a distinctive V-notch at the centre as standard. V-notch at bottom available on request

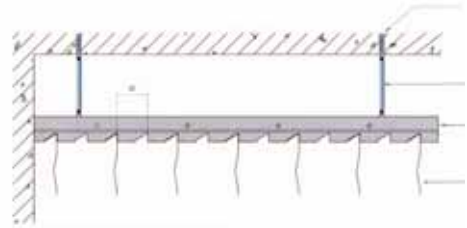
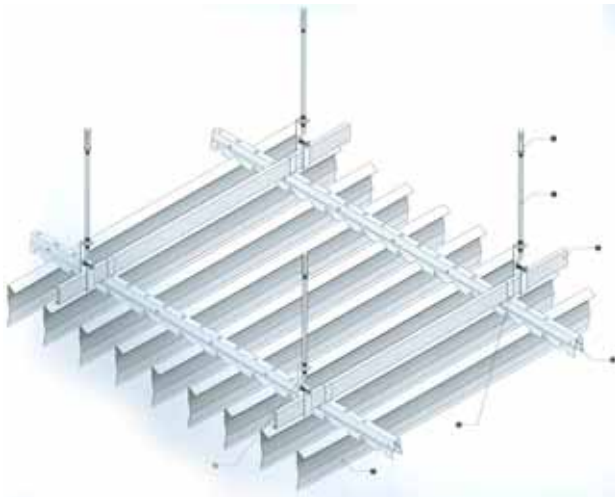



Wave A

Variants	Height mm	Thickness mm
• 100A	100	0.5, 0.6
• 150A	150	0.6, 0.7
• 200A	200	0.6, 0.7

Suspension

- A-chain
Suspension carrier 20x30mm and bracket
- B-chain
Anchor bolts, suspension rods, level clips, L-angle

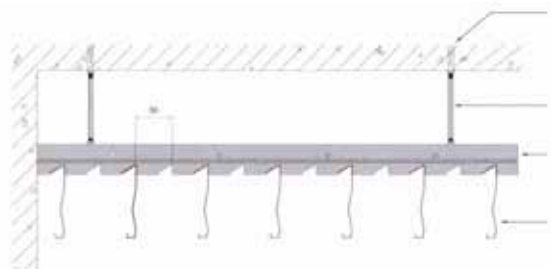



Wave T

Variants	Height mm	Thickness mm
• 100T	100	0.5, 0.6
• 150T	150	0.6, 0.7
• 200T	200	0.6, 0.7

Suspension

- A-chain
Suspension carrier 20x30mm and bracket
- B-chain
Anchor bolts, suspension rods, level clips, L-angle



Serge Aero

Serge Aero baffle ceilings are similar to Serge Wave but offer aerofoil options to ceilings that impart a different dynamism to the interiors. Serge Aero are similar open plenum systems, lightweight and floating. Serge Aero makes a shabby space look interesting. It covers the plenum and all the ugly-looking services with a ceiling that is durable, economical, easy to install and maintain.

Serge Aero represents a very simple but elegant system and consists of linear modular panels vertically clipped to a suspension system. It results in visually reducing the overall space height but not the volume.

Anutone offers 3 standard variants in multiple height options (other variants are available on request)

- Aero One - a cross between Linear and Wave
- Aero Two - with a fairly shallow bulbed bottom
- Aero Three - inspired by the curvilinear shape of jetliners and stealth bombers!

Lengths - 2,950m or 5900m.

Serge Aero is used in all kinds of public spaces - subways, metro stations, airports, bus and rail terminals, exhibition halls and in corridors, lobbies etc.

All services like airconditioning, lighting, sprinklers, smoke detectors, data cabling, wifi antennae, loudspeakers, security systems are installed in the plenum above the Serge Wave ceiling without losing functionality. Integration with ceiling is neither a possibility nor a requirement!

Serge Wave is available in aluminium

- AA3003 (standard)
- AA5005

with surface finish

- polycoating as standard
 - coil-precoating for Aero One only
- and the following colours

- RAL 9010 off-white
- RAL 9003 ivory
- RAL 9006 silver
- RAL 9016 white

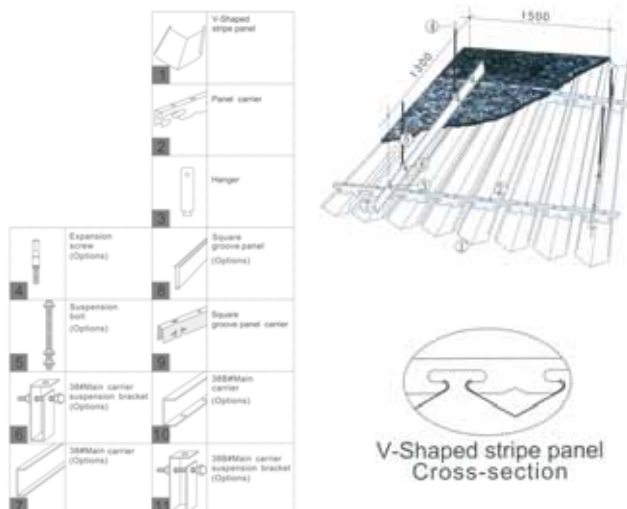
Also available in special materials for Aero One only

- Galvanised steel
 - Stainless steel
- and special coatings for all variants
- PVDF
 - High-gloss mirror

Aero One

The soaring spirit of V-shaped wings ready to fly! Aero One begins the wonderful, incredible journey of the Aero series. Only Anutone boasts such a range!

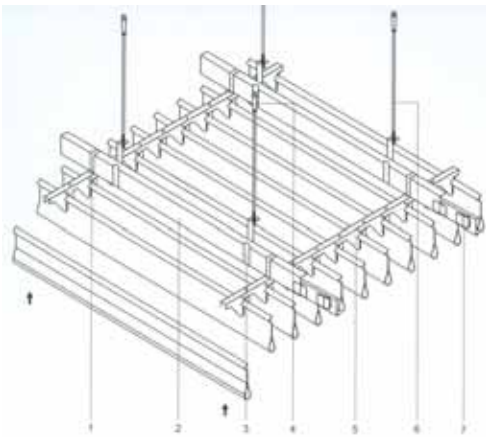
Variants	Width mm	Thickness mm
• A1-85	85	0.8



Aero Two

The symphony of the waterdrop shape - the delight of straight and curving lines blending into one another.

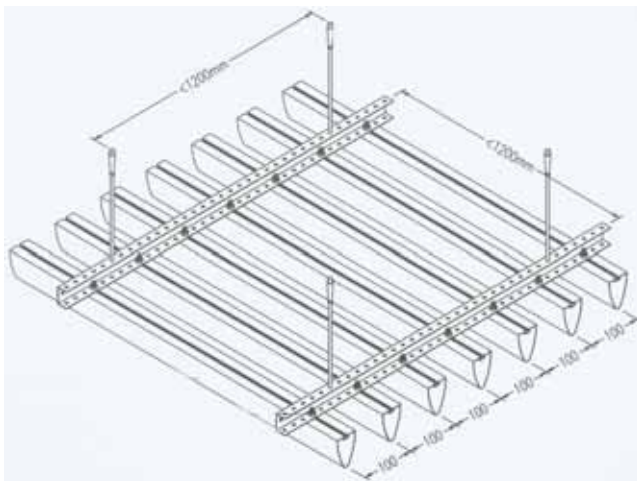
Variants	Height mm	Thickness mm
• A2-100	100	0.8



Aero Three

The dynamism of true aerofoil shape - the geometry of smooth, curvy, pleasing lines.

Variants	Height mm	Thickness mm
• A3-75	75	1.1
• A3-150	150	1.1



Serge Lance

Serge Lance ceilings are open plenum systems, that impart a floating effect and provide visual breaks to spaces where they are installed. Do you want to make a boring architectural space look interesting or do you just want to cover the plenum including light fixtures and other services with a ceiling that is durable, economical, easy to install? Then Serge Lance is the answer.

Serge Wave represents a simple but exquisite system. It consists of extruded or roll-formed lineal panels clipped to a suspension system that visually reduces space height but not the volume.

Anutone offers 3 standard variants in multiple spanning options (other variants are available on request)

- Lance Interval - square, sharp edges with flexi spans
 - Lance Tube - the rounded, soft but straight looks
 - Lance Square - extruded profile for sure & straight
- Lengths - 2,950m or 5900m.

Serge Lance is used in all kinds of public spaces - subways, metro stations, airports, bus and rail terminals, exhibition halls and in corridors, lobbies etc.

All services like airconditioning, lighting, sprinklers, smoke detectors, data cabling, wifi antennae, loudspeakers, security systems are installed in the plenum above the Serge Lance ceiling without losing functionality. Integration with this type of ceiling is neither possible nor required!

Serge Wave is available in aluminium

- AA3003 (standard)
- AA5005

with surface finish

- polycoating as standard
- anodising
- laminating

and the following colours

- RAL 9010 off-white
- RAL 9003 ivory
- RAL 9006 silver
- RAL 9016 white

and special coatings

- PVDF
- High-gloss mirror

Lance Interval

Lance Interval is a series of roll-formed modules that fit the same suspension system and hence providing the design flexibility for various different combinations. There is no need for tools to clip on the modules or uninstall them.


There are two widths, 30 & 50mm and three heights, 15, 25 and 45mm (see chart below) with gaps of 15 or 20mm. This creates an open, linear look and highlights the deep, square aluminium profiles.


Variants	Width mm	Height mm	Gap mm	Factor lm/m ²
• 3015	30	15	15	23
• 3045	30	45	20	20
• 5025	50	25	20	15

Thickness 0.6mm

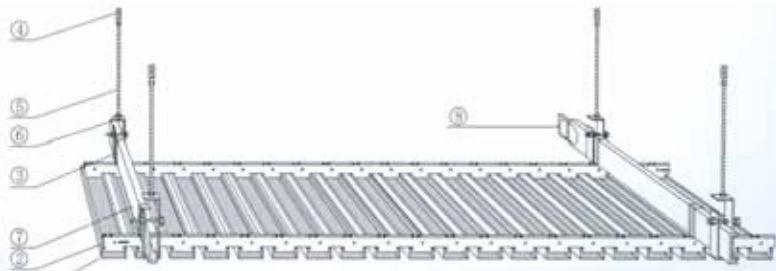
Suspension



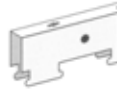





- A-chain
Suspension carrier 1.2m for 1m² required and 2 nos. bracket
- B-chain
Anchor bolts, suspension rods, level clips, L-angle





Ceiling Cross-section

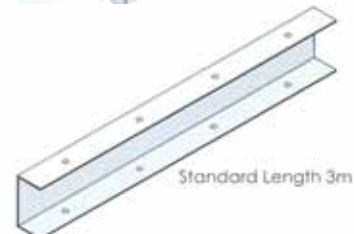
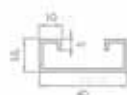
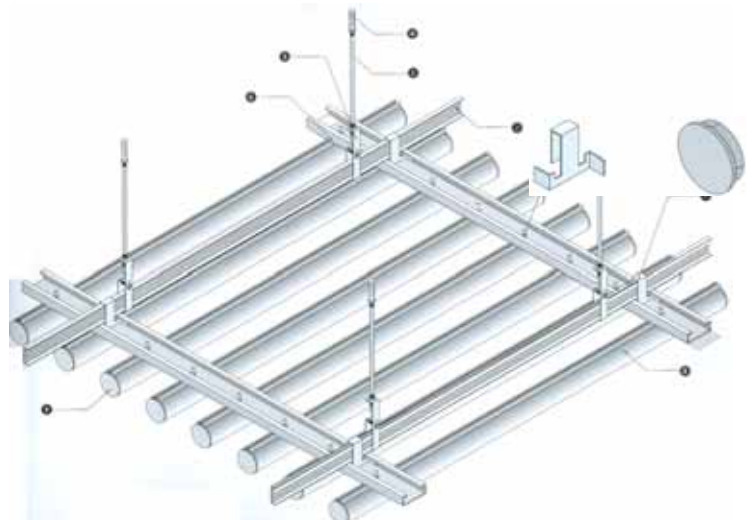



 <p>1</p>	<p>Square groove panel ceilings</p>	 <p>5</p>	<p>Suspension bolt (Options)</p>
 <p>2</p>	<p>Panel carrier</p>	 <p>6</p>	<p>38#Main carrier suspension bracket (Options)</p>
 <p>3</p>	<p>Hanger</p>	 <p>7</p>	<p>38#Main carrier (Options)</p>
 <p>4</p>	<p>Expansion screw (Options)</p>	 <p>8</p>	<p>38# main carrier connector (Options)</p>

Serge Lance Tube

Lance Tube is a series of extruded circular modules that are tube-like and fit under a suspension system. The various colour combinations and spanning pitch provides the design flexibility for various different combinations.

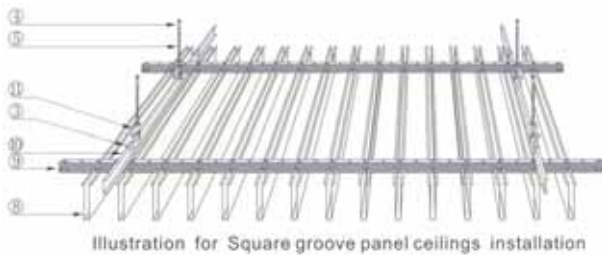
The diameter is 50mm with 1mm wall thickness and is usually installed at 100mm pitch though this can be varied.



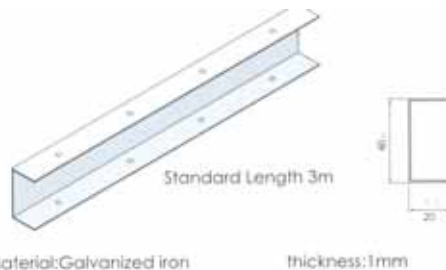
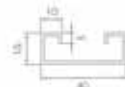
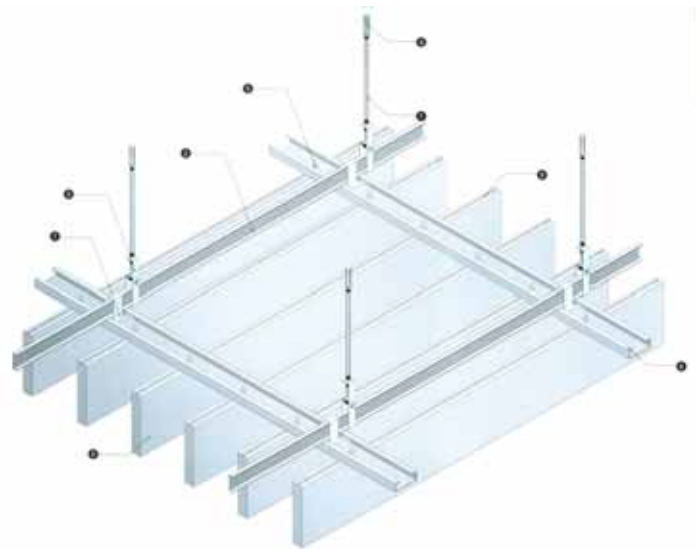
Serge Lance Square

Lance Tube is a series of extruded rectangular modules that look like deep-drawn, slim beams and fit under a suspension system. The various colour combinations and spanning pitch provides the design flexibility for various different combinations.

The cross-section is 25mm width and 85mm height with 0.9mm wall thickness and is usually installed at 75mm pitch though this can be varied.




Square groove panel ceilings
Cross-section



Material:Galvanized iron
thickness:1mm


Serge Curvgrid

Type	Span
Format	Large
Geometry	Curves
Finish	Metals
Orientation	Uni-direction
Core	Metal
Core Variants	Aluminium, Steel
Thickness (mm)	na
Size (mm)	na
Density (Kg/m3)	na
Weight (Kg/m2)	na
Fire (Class)	A
NRC	Upto 0.7
Thermal (W/mk)	na
Climate (OC, RH)	50, 95
Light (%)	na
Green (VoC, RC%)	Low, 0




Serge Platz AHP

Type	Span
Format	Large
Geometry	Flat
Finish	Metals
Orientation	Non-direction
Core	Metal
Core Variants	na
Thickness (mm)	10
Size (mm)	1200 x 2400/3600
Density (Kg/m3)	na
Weight (Kg/m2)	na
Fire (Class)	A
NRC	Upto 0.7
Thermal (W/mk)	na
Climate (OC, RH)	50, 95
Light (%)	75
Green (VoC, RC%)	Low, 0



Serge Platz ACP

Type	Span
Format	Large
Geometry	Flat
Finish	Metals
Orientation	Non-direction
Core	Metal
Core Variants	na
Thickness (mm)	4
Size (mm)	1200 x 2400/3600
Density (Kg/m3)	na
Weight (Kg/m2)	na
Fire (Class)	A
NRC	Upto 0.7
Thermal (W/mk)	na
Climate (OC, RH)	50, 95
Light (%)	75
Green (VoC, RC%)	Low, 0







ANUTONE WALLS & CEILINGS

a division of Anutone Acoustics Limited

231, 7th Cross, Indiranagar 1st Stage,
Bengaluru 560 038, India
Phone +9180 2520 3114
Fax +9180 2520 3115
info@anutone.com

www.anutone.com

- Bahrain • Budapest • Chennai • Dammam • Doha
- Dubai • Jeddah • Kolkata • Kuwait • Manila
- Mumbai • Muscat • Nairobi • New Delhi • Riyadh



Anutone is member of



Document # 015020-1000